

---

## MA-MNT-ANT-4 Installation Guide

---

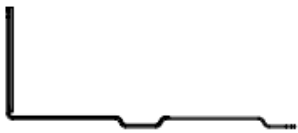
### Overview

The MA-MNT-ANT-4 is a vertical mounting bracket designed for the MA-ANT-3-C\* and MA-ANT-3-D\* omnidirectional antennas.

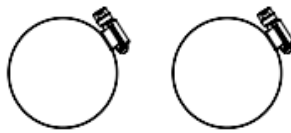
---

### Package Contents

The MA-MNT-ANT-4 allows for mounting the MA-ANT-3-C\* and MA-ANT-3-D\* omnidirectional antennas to pole and wall surfaces.



Vertical Mounting Bracket



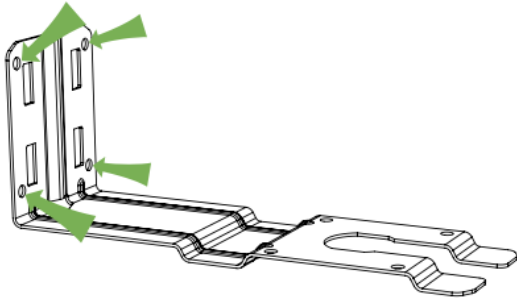
78-101mm Hose Clamps



Mounting Hardware

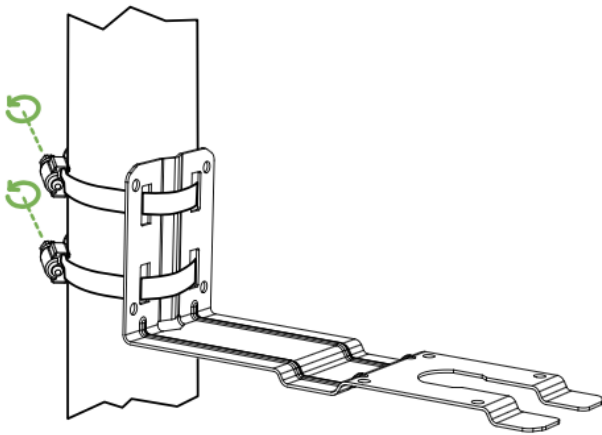
---

## Installation



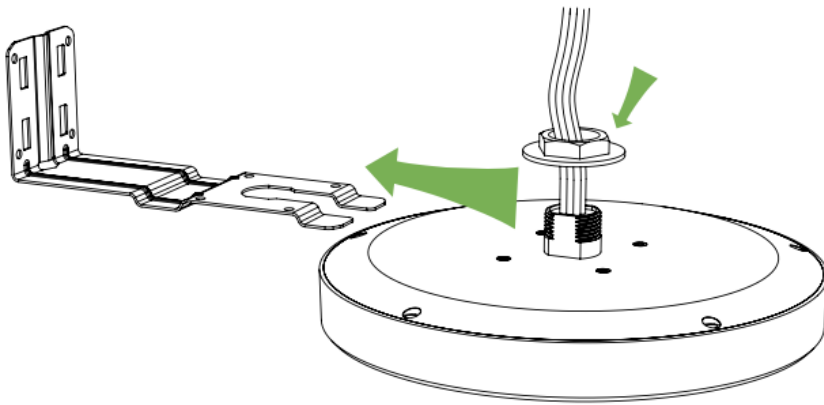
**Step 1A:** (Skip this step if using hose clamps)

Mount the bracket to the wall using the provided screws and anchors.



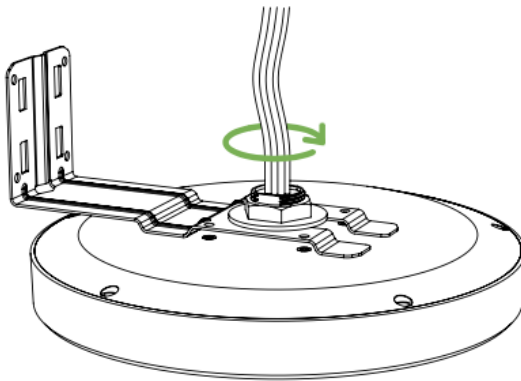
**Step 1B:** (Skip this step if using screws & anchors)

Mount the bracket to a 78-101mm diameter pole by feeding the adjustable hose clamps through the slots on the bracket then tightening the hose clamp fasteners.



**Step 2:**

Make sure the flange nut is threaded through the cables as shown before sliding the MA-ANT-3-C or MA-ANT-3-D into the slot on the bracket.



**Step 3:**

Turn the flange nut down until the antenna is tightly secured.